

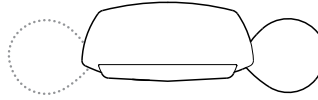


Selecting the Keyboard Platform that's right for you

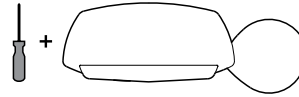
Keep both hands rested

For the most versatile solution, select a platform with an integrated ambidextrous mousing surface. Two popular choices include the Dual Mouse-Forward, with its swiveling mouse surface or the Mouse-Over platform, with its quick change mouse tray.

Our reversible platforms are designed to be installed for right or left hand users and can be reversed using simple tools as needed in the future. This platform type is also ideal for those who prefer a continuous platform with no moving parts and extreme rigidity for both mouse and keyboard support.



Integral left/right mousing surface
A mouse platform that converts from right to left handed mousing with no tools required

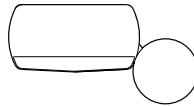


Manual left/right mousing surface
A mouse platform that converts from right to left handed mousing with the use of tools

Mouse in comfort



Mouse-Forward™
For easy movement within the primary reach zone, select one of the Mouse-Forward combos.



Mouse-Over™
For mouse intensive users who use the 10 key pad infrequently or users with limited reach, select the Mouse-Over combo



In-line Mousing
In-line mousing is appropriate for users with longer reach or those who want an ambidextrous mousing platform.

We work where you do

We have solutions for every typical configuration, whether you have a rounded or diagonal corner or a straight edge. You can also convert 90° corners using our corner diagonal adapters.



Straightaway



Diagonal Corner



Curved Corner



90° Converted to Diagonal

Preconfigured Systems	Platform #	Mousing	Handedness	Workcenter Types	Arm Compatibility
Mouse-Over	PPM1824*	Mouse-Over	Integral left /right		All
Dual Mouse-Forward	PDA21824	Mouse-Forward	Integral left /right		All
Single Mouse-Forward	PDA1824	Mouse-Forward	Manual left /right		All
In-line Mouse	PC2524	In-line	Integral left /right		All
Optimal	PC2524	In-line	Integral left /right		AKP25 only

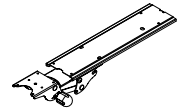
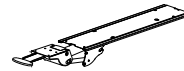
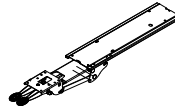
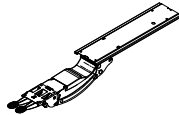
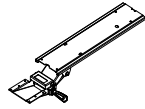
Build Your Own Systems	Model #	Mousing	Handedness	Workcenter Types	Arm Compatibility
Comfort Plus	PP1824	None	n/a		All
	PF1824	None	n/a		AKP115 only
Slim Profile	PLN2524	In-line	Integral left /right		All
Universal	PD	None	n/a		All
	PD1824	None	n/a		All

* PFM1824 with AKP115 mechanism

† 15" + diagonal, 22" + radius

Choose the Mechanism that meets your needs

Idea at Work offers a range of keyboard arm mechanisms with a variety of features. Use the chart below to find the one that fits the best.



	Polaris AKP115	Keynetix2 AKP85	Keynetix2 AKP75	Keynetix AKP45	Optimal AKP25
Method of Adjustment	Lever Free	Dual Paddle	Dual Paddle	One Touch	Soft Knob
Total Height Range	6"	12"	9½"	6"	6"
Above Surface Range	0"	7"	2½"	0"	1"
Tilt Range	+10°/-15°	15° +/-	15° +/-	15° +/-	15° +/-
Workcenter Shapes					
Platform Types					
Mouse-Over	X	X	X	X	
Mouse-Forward	X	X	X	X	
In-Line	X	X	X	X	X
Track Length	18" or 21"	21" or 24"	18" or 21"	18" or 21"	18" or 21"
List Price	147 or 155	195 or 203	169 or 177	162 or 170	132 or 140

Height and Tilt Range:

